

# New 3.0V SCC Series Supercapacitors

## High Capacitance Cylindrical Supercapacitors



The new series of cylindrical electrochemical double-layer capacitors offers excellent pulse power handling characteristics based on the combination of very high capacitance and very low ESR. Used by themselves or in conjunction with primary or secondary batteries, they provide extended back up time, longer battery life, and provide instantaneous power pulses as needed. Offers great solutions to Hold-Up, Energy Harvesting, and Pulse Power Applications.

### FEATURES

- Cap Values from 1F – 50F
- High pulse power capability
- Low ESR
- Low Leakage Current
- Capability to couple with battery

### APPLICATIONS

- Camera Flash Systems
- Energy Harvesting
- GSM/GPRS Pulse Applications
- UPS/Industrial
- Wireless Alarms
- Remote Metering
- Scanners
- Toys and Games

### HOW TO ORDER

SCC	S	30	E	106	S	R	B	-
<b>Series</b> SuperCap Cylindrical	<b>Diameter</b> Q = 6.3mm R = 8mm S = 10mm T = 12.5mm U = 16mm V = 18mm	<b>Case Length</b> Two digits Represent case Length in mm	<b>Voltage Code</b> E = 3.0V	<b>Capacitance Code</b> 1st two digits represent significant figures 3rd digit represents multiplier (number of zeros to follow)	<b>Tolerance</b> M = ±20% S = +30%/-10%	<b>Lead Format</b> R = Radial	<b>Package</b> B = Bulk T = Tray*	<b>Custom Code</b> A1= 4mm Bent Leads* C1 = 2mm Bent Leads*

\*Inquire about availability

### QUALITY INSPECTION

Parts are tested for Life Cycle, high temperature load life, temperature characteristics, vibration resistance, and humidity characteristics. See page 2 for more information.

### TERMINATION

These supercapacitors are compatible with hand soldering, as well as reflow and wave soldering processes, so long as appropriate precautions are followed. See page 4 for more information.

### OPERATING TEMPERATURE

-40°C to +65°C @ 3.0V  
-40°C to +85°C @ 2.5V



For RoHS compliant products,  
please select correct termination style.

# New 3.0V SCC Series Supercapacitors

## High Capacitance Cylindrical Supercapacitors



### RATINGS & PART NUMBER REFERENCE

AVX Part Number	Diameter (mm)	Length (mm)	Capacitance (f)	Capacitance Tolerance	Rated Voltage (V)	Rated Temperature (°C)	DCL Maz @ 72 Hrs (µA)	ESR Maz @ 1000 Hz (mΩ)	ESR Max @ DC (mΩ)	Peak Current (A)	Power Density (W/kg)	Max Energy (Wh)	Energy Density (Wh/kg)
SCCQ12E105SRB	6.3	12	1	+30%/-10%	3.0	65	6	240	1500	1.0000	2791.3580	0.0011	1.5556
SCCR12E105SRB	8	12	1	+30%/-10%	3.0	65	6	180	860	1.0000	2517.2840	0.0011	1.3333
SCCR16E205SRB	8	16	2	+30%/-10%	3.0	65	10	100	360	1.7444	2765.4321	0.0022	2.1111
SCCR20E335SRB	8	20	3.3	+30%/-10%	3.0	65	12	95	280	2.5778	2803.7037	0.0037	3.0000
SCCR25E505SRB	8	25	5	+30%/-10%	3.0	65	15	85	220	4.5444	2812.3457	0.0057	2.6667
SCCS20E505SRB	10	20	5	+30%/-10%	3.0	65	15	70	170	4.5444	2812.3457	0.0057	2.6667
SCCS25E705SRB	10	25	7	+30%/-10%	3.0	65	24	60	150	5.1222	4637.0370	0.0079	3.1111
SCCS30E106SRB	10	30	10	+30%/-10%	3.0	65	30	50	75	10.0000	4297.5309	0.112	3.6667
SCCT20E106SRB	12.5	20	10	+30%/-10%	3.0	65	30	50	75	10.0000	4637.0370	0.0112	3.3333
SCCT30E156SRB	12.5	30	15	+30%/-10%	3.0	65	50	40	60	10.2222	3067.9012	0.0169	3.8889
SCCU25E256MRB	16	25	25	± 20%	3.0	65	60	27	50	16.6667	3013.5802	0.0281	3.8889
SCCU30E356MRB	16	30	35	± 20%	3.0	65	70	20	40	20.4444	3264.1975	0.0396	4.1111
SCCV40E506SRB	18	40	50	+30%/-10%	3.0	65	75	18	20	45.0000	4259.2593	0.0562	4.4444

### QUALIFICATION TEST SUMMARY

Test	Test Method	Parameter	Limits
Life Cycle	Capacitors are cycled between specified voltage and half-rated voltage under constant current at +25°C for 500,000 cycles	Capacitance Change ESR Appearance	≤30% of initial value ≤200% initial value No remarkable defects
High Temperature Load Life	Temperature: 60 ± 2°C Voltage: $V_R$ Test Duration: 1,000 +48/-0 hours	Capacitance Change ESR Appearance	≤30% of initial value ≤200% initial value No remarkable defects
Shelf Life	Storage Duration: 12 hours No Load Temperature: Maintain at 25°C	Capacitance Change ESR Appearance	≤30% of initial value ≤200% initial value No remarkable defects
Vibration Resistance	Amplitude: 1.5mm Frequency: 10 ~ 55Hz Direction: X, Y, Z (Each for 2 hours)	Capacitance Change ESR Appearance	≤30% of initial value ≤200% initial value No remarkable defects
Humidity	Voltage: $V_R$ RH: 90~95% Temperature: 40 ± 2°C Test Duration: 240 hours	Capacitance Change ESR Appearance	≤30% of initial value ≤200% initial value No remarkable defects

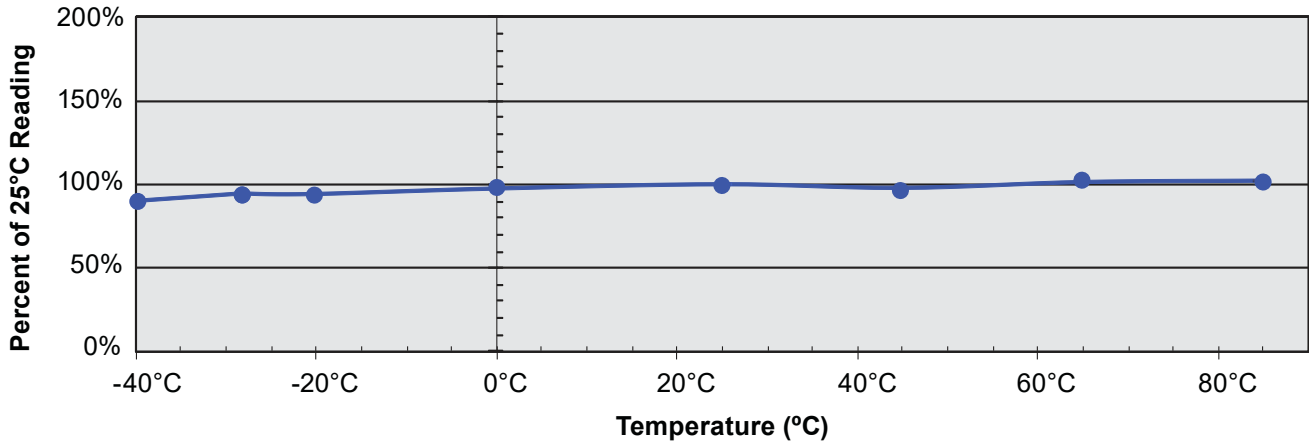
# New 3.0V SCC Series Supercapacitors

## High Capacitance Cylindrical Supercapacitors

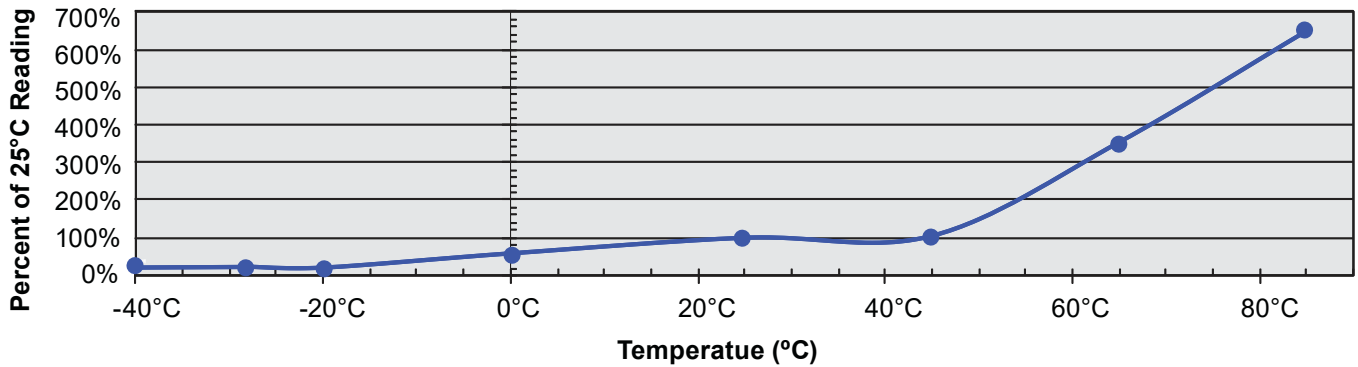


### QUALITY AND RELIABILITY

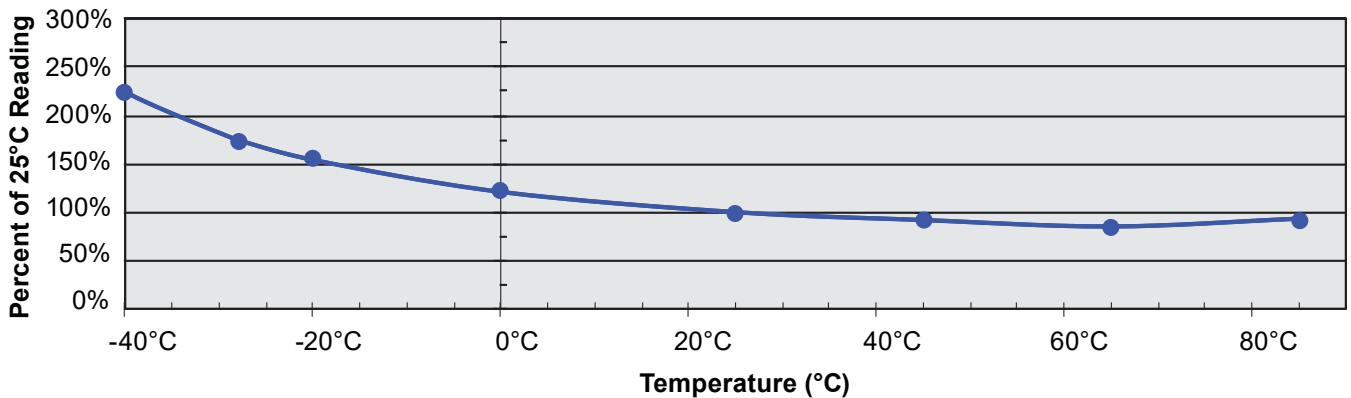
#### Capacitance vs. Temperature



#### Leakage Current vs. Temperature



#### Equivalent Series Resistance vs. Temperature



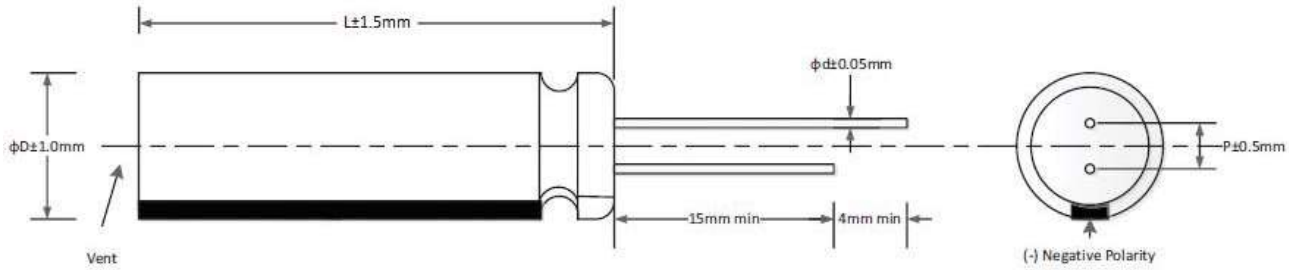
# New 3.0V SCC Series Supercapacitors

## High Capacitance Cylindrical Supercapacitors



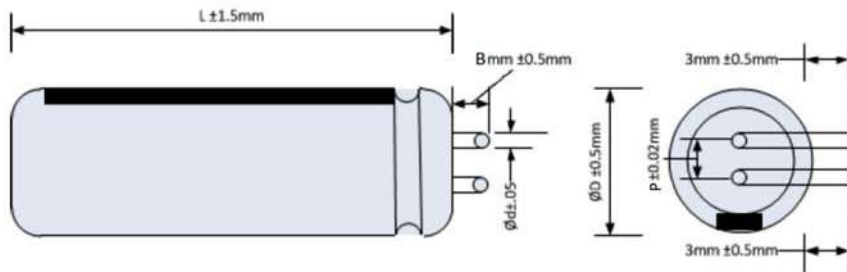
### MECHANICAL SPECIFICATIONS

#### Radial Lead Type 1F – 50F



AVX PN	D (mm)	L (mm)	P (mm)	d (mm)
SCCQ12E105SRB	6.3	12	2.3	0.6
SCCR12E105SRB	8	12	3.5	0.6
SCCR16E205SRB	8	16	3.5	0.6
SCCR20E335SRB	8	20	3.5	0.6
SCCR25E505SRB	8	25	3.5	0.6
SCCS20E505SRB	10	20	5.5	0.6
SCCS25E705SRB	10	25	5.5	0.6
SCCS30E106SRB	10	30	5.5	0.6
SCCT20E106SRB	12.5	20	5.5	0.6
SCCT30E156SRB	12.5	30	5.5	0.6
SCCU25E256MRB	16	25	7.5	0.8
SCCU30E356MRB	16	30	7.5	0.8
SCCV40E506SRB	18	40	8	0.8

#### Radial Bent Lead Type



Style	B (mm)
A1	4
C1	2

### SOLDERING RECOMMENDATIONS

When soldering supercapacitors to a PCB, the temperature & time that the body of the supercapacitor sees during soldering can have a negative effect on performance. We advise following these guidelines:

- Do not immerse the supercapacitors in solder. Only the leads should come in contact with the solder.
- Ensure that the body of the supercapacitor is never in contact with the molten solder, the PCB or other components during soldering.
- Excessive temperatures or excessive temperature cycling during soldering may cause the safety vent to burst or the case to shrink or crack, potentially damaging the PCB or other components, and significantly reduce the life of the capacitor.

#### HAND SOLDERING

Keep distance between the supercapacitor body and the tip of the soldering iron and the tip should never touch the body of the capacitor. Contact between supercapacitor body and soldering iron will cause extensive damage to the supercapacitor, and change its electrical properties. It is recommended that the soldering iron temperature should be less than 350°C, and contact time should

be limited to less than 4 seconds. Too much exposure to terminal heat during soldering can cause heat to transfer to the body of the supercapacitor, potentially damaging the electrical properties of the supercapacitor.

#### WAVE SOLDERING

Only use wave soldering on Radial type supercapacitors. The PCB should be preheated only from the bottom and for less than 60 seconds, with temperature at, or below, 100°C on the top side of the board for PCBs equal to or greater than 0.8 mm thick.

Solder Temperature (°C)	Suggested Solder Time (s)	Maximum Solder Time (s)
220	7	9
240	7	9
250	5	7
260	3	5

#### REFLOW SOLDERING

Infrared or conveyor over reflow techniques can be used on these supercapacitors. Do not use a traditional reflow oven without clear rated reflow temperature for supercapacitors.

# New 3.0V SCC Series Supercapacitors

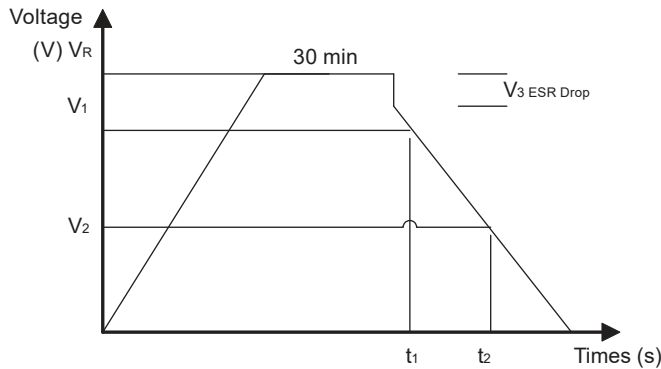
## High Capacitance Cylindrical Supercapacitors



### TEST METHODS

#### IEC Capacitance Test Method

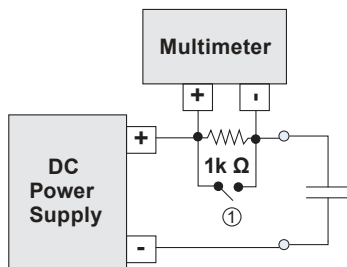
- Capacitance is measured using a Keithley 2400 or 2602 Meter
- Procedure
  - Charge Capacitor to Rated Voltage at room temperature
  - Disconnect parts from voltage to remove charging effects
  - Discharge cells with a constant current  $I$  determined by  $4 * C * V_R$
  - Noting  $V_1$ ,  $t_1$ ,  $V_2$ ,  $t_2$  and performing the calculation for  $C$



- $I$  – Discharge Current [mA],  $4 * C * V_R$
- $V_R$  – Rated Voltage
- $V_1$  – Initial Test Voltage, 80% of  $V_R$
- $V_2$  – Final Test Voltage, 40% of  $V_R$
- $t_1$  – Initial Test time
- $t_2$  – Final Test time
- $C = I * (t_2 - t_1) / (V_1 - V_2)$

#### DCL Measurement @ 25°C

- DCL is measured using a Multimeter with high internal impedance across a resistor
  - Charge Capacitor to Rated Voltage at room temperature for 72 Hours
  - Disconnect parts from Voltage by opening switch 1 (Stabilize for 10 Min)
  - Measure Voltage across a known Valued Resistor (1K Ohm)
  - Calculate  $DCL = V/R$



#### Initial ESR Measurement @ 25°C

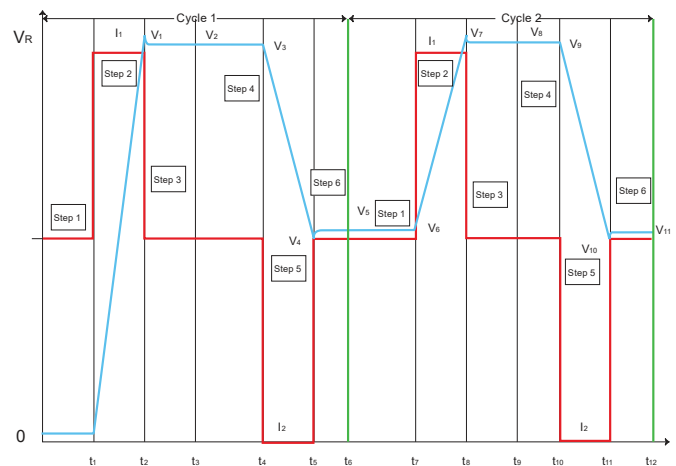
- Using an Agilent 4263B LCR Meter and a Kelvin connection
  - Measure at frequency of 1000 Hz
  - Measurement Voltage of 10mV

#### DC ESR Measurement

- Six steps capacity and ESRDC Test Method is used as illustrated in the figure right.

- Tests are carried out by charging and discharging the capacitor for two cycles at rated voltage and half rated voltage

- $C = (C_{DC1} + C_{DC2}) / 2$
- $ESR_{DC} = (ESR_{DC1} + ESR_{DC2}) / 2$
- Where:  $C_{DC1} = I_2 * (t_5 - t_4) / (V_3 - V_4)$
- $C_{DC2} = I_2 * (t_{11} - t_{10}) / (V_9 - V_{10})$
- $ESR_{DC1} = (V_5 - V_4) / I_2$
- $ESR_{DC2} = (V_{11} - V_{10}) / I_2$   $I_1 = I_2 = 75mA/F$



#### Maximum Operating Current

- This is the maximum current when capacitor temperature rise of the capacitor during its operation is less than 15°C

#### Maximum Peak Current

- This is the maximum current in less than 1 sec

#### Watt Density

- $Watt\ Density = (0.12 * V^2 / R_{DC}) / mass$

#### Energy Density

- $Energy\ density = (1/2 * CV^2) / (3600 * mass)$

# New 3.0V SCC Series Supercapacitors

## High Capacitance Cylindrical Supercapacitors



### POLARITY / REVERSE VOLTAGE

In principal the positive and negative electrodes of the supercapacitors are symmetrical and in theory they should not have a polarity but for product consistency and for optimum performance the negative polarity is marked because the capacitors do not discharge completely when in use. It is recommended that the

polarity should be used as marked. If the polarity is reversed the circuit will not have a catastrophic failure but the circuit will see a much higher leakage current for a short duration of time and the life time of the super-capacitors will be reduced.

### LIFE TIME AND TEMPERATURE PERFORMANCE

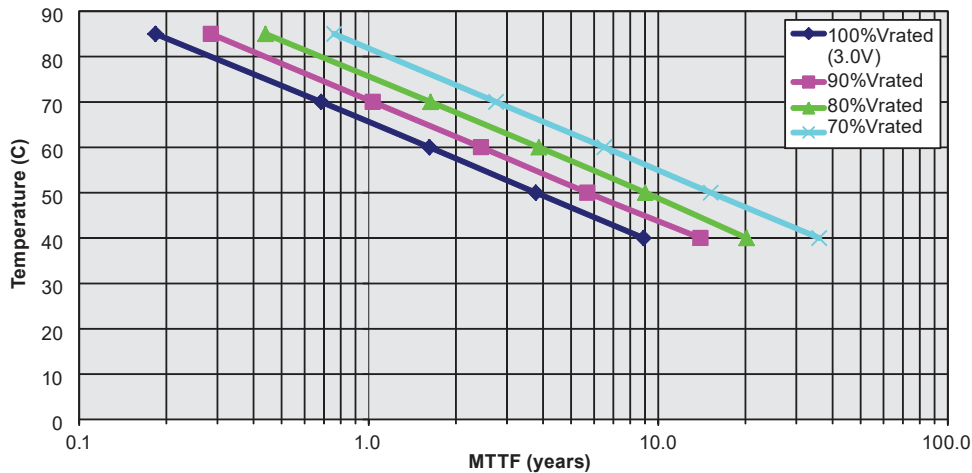
The life of a supercapacitor is impacted by a combination of operating voltage and the operating temperature according to the following equation:

$$\text{time to failure, } t \propto V^n \cdot \exp(-Q / k \cdot T) \dots\dots\dots(1)$$

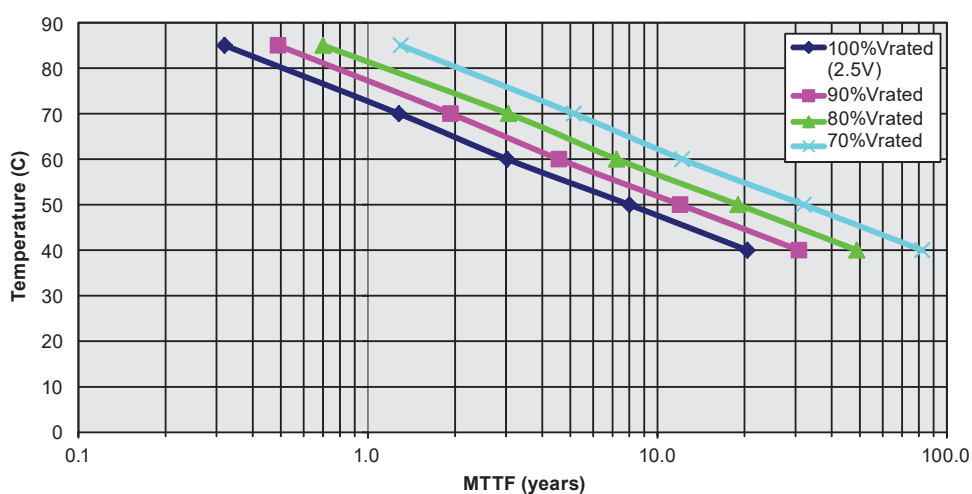
where V is the voltage of operation, Q is the activation energy in electron volts (eV), k is the Boltzmann's constant in eV and T is the operating temperature in °K (where K is in degrees Kelvin). Typical values for the voltage exponent, n, is between 2.5 - 3.5, and Q is between 1.0 - 1.2 eV in the normal operating temperature range of 40° to 65°C.

The industry standard for super-capacitor end of life is when the equivalent series resistance, ESR, increases to 200% of the original value and the capacitance drops by 30%. Typically a super-capacitance shows an initial change in the ESR value and then levels off. If the capacitors are exposed to excessive temperatures the ESR will show a continuous degradation. In the extreme case, if the temperatures or voltages are substantially higher, than the rated voltage, this will lead to cell leakage or gas leakage and the product will show a faster change in the ESR which may increase to many times the original value.

Expected Lifetime at Various Voltages  
SCC series 3.0V Rated



Expected Lifetime at Various Voltages  
SCC series, 2.5V Rated



# New 3.0V SCC Series Supercapacitors

## High Capacitance Cylindrical Supercapacitors



### SAFETY RECOMMENDATIONS

#### Warnings

- To Avoid Short Circuit, after usage or test, Super Capacitor voltage needs to discharge to  $\leq 0.1V$
- Do not Apply Overvoltage, Reverse Charge, Burn or Heat Higher than  $150^{\circ}C$ , explosion-proof valve may break open
- Do not Press, Damage or disassemble the Super Capacitor, housing could heat to high temperature causing Burns
- If you observe Overheating or Burning Smell from the capacitor disconnect Power immediately, and do not touch

#### Emergency Applications

- If Housing is Leaking:
  - Skin Contact: Use soap and water thoroughly to wash the area of the skin
  - Eye Contact: Flush with flowing water or saline, and immediately seek medical treatment
  - Ingestion: Immediately wash with water and seek medical treatment

#### Transportation

Not subjected to US DOT or IATA regulations  
UN3499, <10Wh, Non-Hazardous Goods  
International shipping description – “Electronic Products – Capacitor”

#### Regulatory

- UL810a
- RoHS Compliant
- Reach Compliant / Halogen Free

#### Storage

- Capacitors may be stored within the operating temperature range of the capacitor
- Lower storage temperature is preferred as it extends the shelf life of the capacitor
- Do Not Store the Super Capacitors in the following Environments
  - High Temperature / High Humidity environments  $>70^{\circ}C / 40\% RH$
  - Direct Sunlight
  - In direct contact with water, salt oil or other chemicals
  - In direct contact with corrosive materials, acids, alkalis, or toxic gases
  - Dusty environment
  - In environment with shock and vibration conditions

Licensed by CAP-XX

## AMERICAS

**AVX Greenville, SC**  
Tel: 864-967-2150

## EUROPE

**AVX Limited, England**  
Tel: +44-1252-770000

**AVX S.A.S., France**  
Tel: +33-1-69-18-46-00

**AVX GmbH, Germany**  
Tel: +49-0811-95949-0

**AVX SRL, Italy**  
Tel: +39-02-614-571

**AVX Czech Republic**  
Tel: +420-57-57-57-521

**AVX/ELCO UK**  
Tel: +44-1638-675000

**ELCO Europe GmbH**  
Tel: +49-2741-299-0

**AVX S.A., Spain**  
Tel: +34-91-63-97-197

**AVX Benelux**  
Tel: +31-187-489-337

## ASIA-PACIFIC

**AVX/Japan**  
Tel: +81-740-32-1250

**AVX/Kyocera (S) Pte Ltd.,  
Singapore**  
Tel: +65-6286-7555

**AVX/Kyocera, Asia, Ltd.,  
Hong Kong**  
Tel: +852-2363-3303

**AVX/Kyocera Yuhan Hoesa,  
South Korea**  
Tel: +82-2785-6504

**AVX/Kyocera HK Ltd.,  
Taiwan**  
Tel: +886-2-2656-0258

**AVX/Kyocera (M) Sdn Bhd,  
Malaysia**  
Tel: +60-4228-1190

**AVX/Kyocera International  
Trading Co. Ltd.,  
Shanghai**  
Tel: +86-21-3255 1933

**AVX/Kyocera Asia Ltd.,  
Shenzen**  
Tel: +86-755-3336-0615

**AVX/Kyocera International  
Trading Co. Ltd.,  
Beijing**  
Tel: +86-10-6588-3528

**AVX/Kyocera India  
Liaison Office**  
Tel: +91-80-6450-0715

## ASIA-KED

(KYOCERA Electronic  
Devices)

**KED Hong Kong Ltd.**  
Tel: +852-2305-1080/1223

**KED Hong Kong Ltd.  
Shenzen**  
Tel: +86-755-3398-9600

**KED Company Ltd.  
Shanghai**  
Tel: +86-21-3255-1833

**KED Hong Kong Ltd.  
Beijing**  
Tel: +86-10-5869-4655

**KED Taiwan Ltd.**  
Tel: +886-2-2950-0268

**KED Korea Yuhan  
Hoesa, South Korea**  
Tel: +82-2-783-3604/6126

**KED (S) Pte Ltd.  
Singapore**  
Tel: +65-6509-0328

**Kyocera Corporation  
Japan**  
Tel: +81-75-604-3449

### Contact:



<http://www.avx.com>